

Modello PP 2P_CE

Two frames with a geometric and essential shapes. Two different figures that can be installed on the ceiling or on the wall, individually or together to create compositions of two or more elements. Inside, the white satin-finish diffuser hides the LED, which provides diffused, glare-free light.

GLASS FINISH

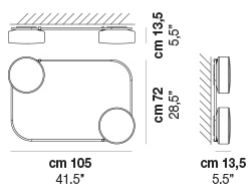


BCST
white matt


FRAME FINISH




OTV
painted brass




OTHER VERSIONS AVAILABLE




TIER PP M




TIER PP P



TIER PP 2M



TIER PP MP



TIER PP 2P BCST OTV L22 CE

LIGHT SOURCES

1x12W+12W 24V LED 2700 K 12W+12W 3400 lm DIM2 Phase
Cut
1x12W+12W 24V LED 3000 K 12W+12W 3400 lm DIM3 0-10V, Push

TECH DATA



VOLUME: Mc 0,18

PACKAGE: N.3

NET WEIGHT: Kg 6,00

GROSS WEIGHT: Kg 9,00

CERTIFICATIONS

EU Cert



International Cert